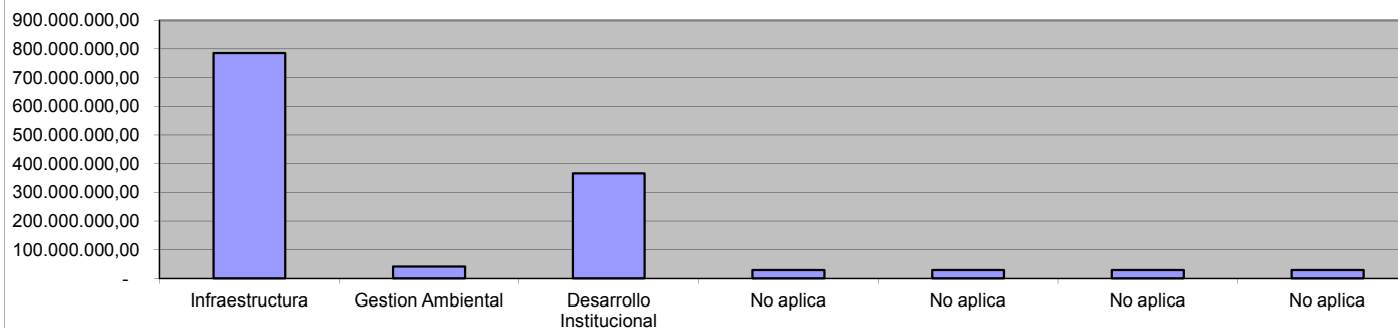


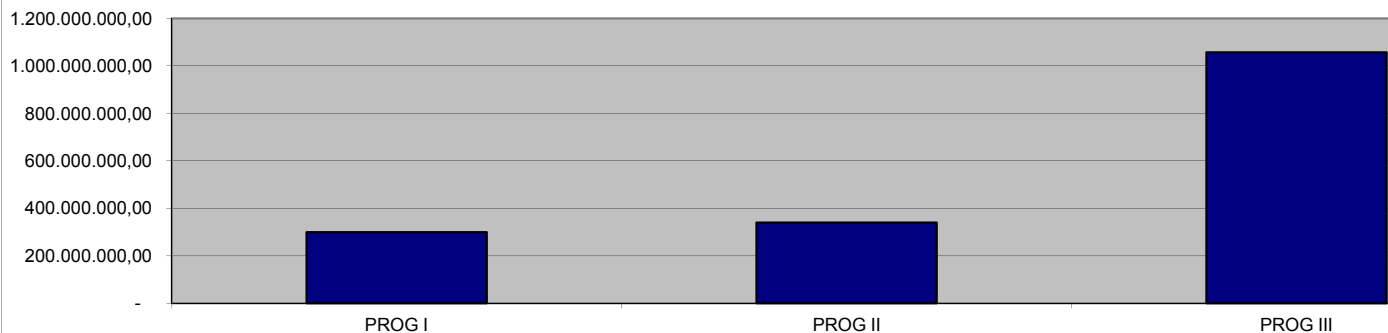
**MUNICIPALIDAD DE  
DISTRIBUCIÓN DE RECURSOS  
2011**

AREAS ESTRATÉGICAS	PROG I	PROG II	PROG III	PROG IV
Infraestructura	-	193.302.741,38	589.538.041,29	3.012.836,00
Gestion Ambiental	-	40.990.724,22	-	-
Desarrollo Institucional	298.554.740,19	-	67.548.747,77	-
No aplica	-	6.170.127,00	23.485.190,55	-
No aplica	-	6.170.127,00	23.485.190,55	-
No aplica	-	6.170.127,00	23.485.190,55	-
No aplica	-	6.170.127,00	23.485.190,55	-
No aplica	-	6.170.127,00	23.485.190,55	-
No aplica	-	6.170.127,00	23.485.190,55	-
No aplica	-	6.170.127,00	23.485.190,55	-
No aplica	-	6.170.127,00	23.485.190,55	-
<b>TOTAL</b>	<b>298.554.740,19</b>	<b>339.185.624,60</b>	<b>1.056.335.028,41</b>	<b>3.012.836,00</b>
<b>%</b>	<b>18%</b>	<b>20%</b>	<b>62%</b>	<b>0%</b>


**Distribución de recursos por área estratégica del Plan de Desarrollo Municipal**

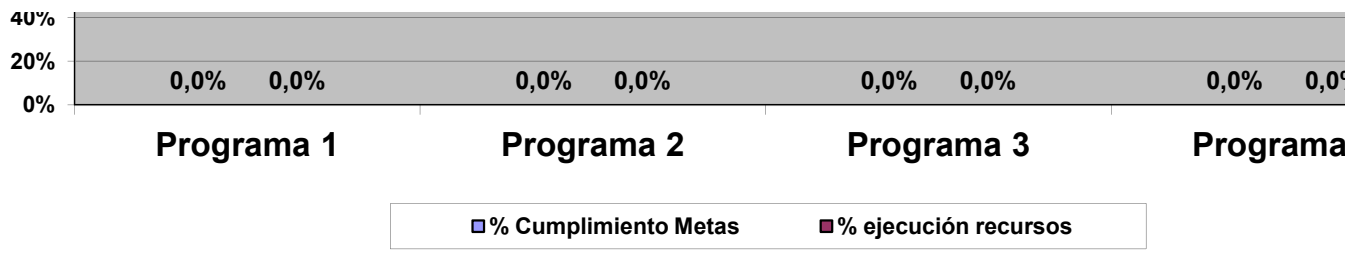


**Distribución de recursos por Programa**

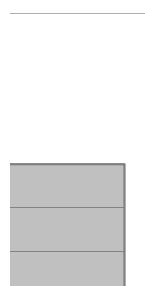
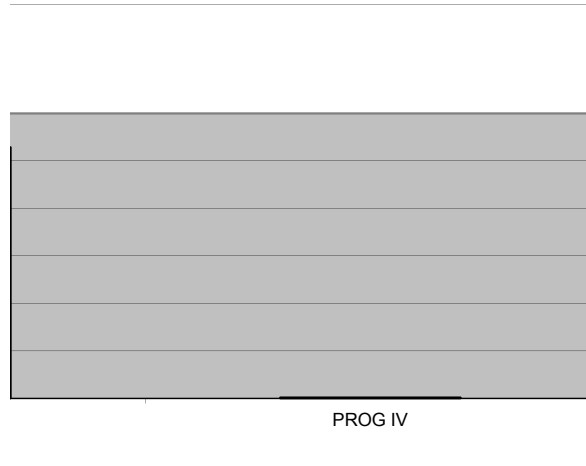
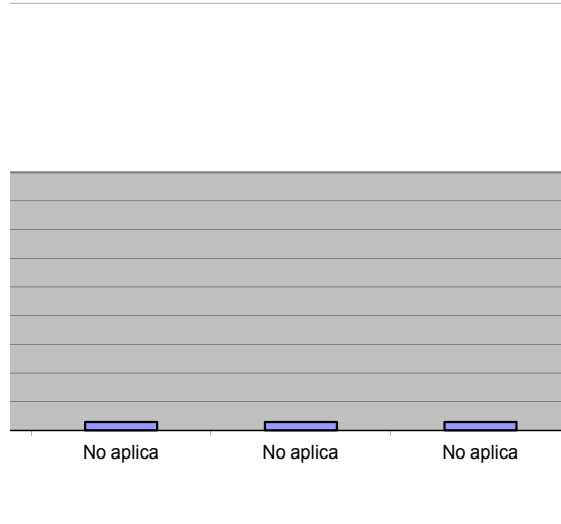


**% Cumplimiento de metas del plan operativo anual  
y ejecución del presupuesto  
Año 2011**





TOTAL		%
785.853.618,67		46%
40.990.724,22		2%
366.103.487,96		22%
29.655.317,55		2%
29.655.317,55		2%
29.655.317,55		2%
29.655.317,55		2%
29.655.317,55		2%
29.655.317,55		2%
29.655.317,55		2%
1.697.088.229,20		



%

14